


Measuring Guide


Our Measuring Guide is easy to use and helps collect the basic information you need to start your design. It doesn't have to be a work of art - just a clear and basic drawing of your space. You can follow the steps below to get going.



1

The Shape


Draw a rough outline of the shape of your space. Note any major structural features or obstacles. Mark the approximate locations of the windows and doorways.



2

Measurements

Measure from a corner of the room to the first window/door/wall/obstacle and mark it down on the shape you drew. Continue the same way from one feature/corner to the next. Work clockwise around the drawing of your room until you have come all the way around! Now measure the door and window heights, and the distance of the windows from the floor.



3

Obstructions

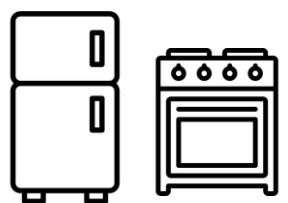
Note the location of the sink plumbing, radiators, gas lines, bulkheads, and any other items that can affect the placement of cabinetry. Measure the ceiling height and note it clearly on the page.



4

Appliances

While you're thinking of obstructions it's time to consider your appliances! Are you re-locating them? Are you buying new or keeping you existing? Fill-out the Appliance Info box to ensure your new plan will account for what you need or want.



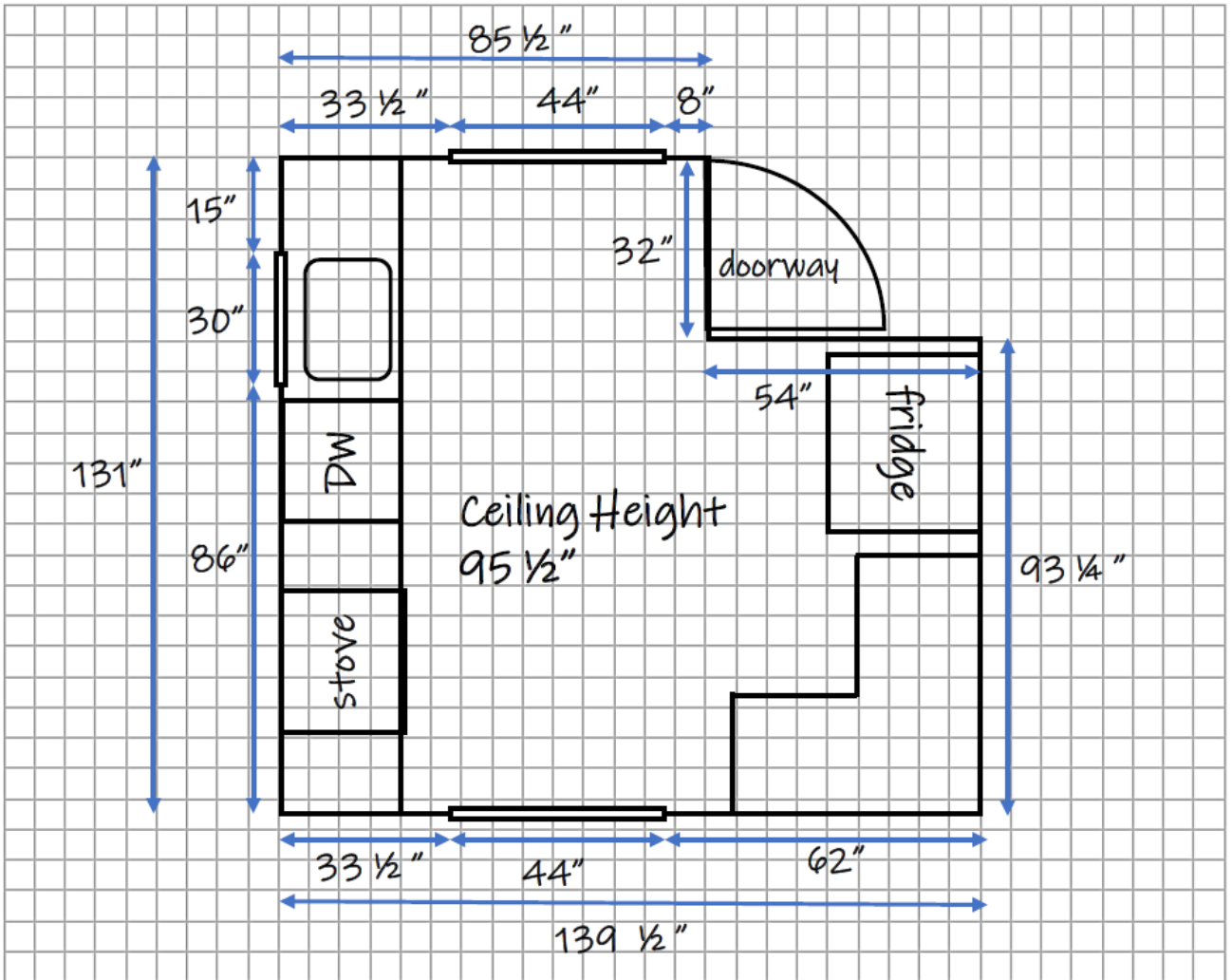
5

Check It!

Measure the total length of your walls and write those in. Add up all the individual measurements from Step 2 and ensure they add up! Double check all measurements!



Name: Jane Smith
 Phone: 613-555-1234
 Email: jane@x.com
 Address: 123 Apple Ave



- 1 The Shape
- 2 Measurements
- 3 Obstructions
- 4 Appliances
- 5 Check It!

Appliance Dimensions	
Stove	<u>30</u> "W x <u>35 1/2</u> "H x <u>27</u> "D
Fridge	<u>36</u> "W x <u>71 1/2</u> "H x <u>29</u> "D
Dishwasher	<u>24</u> "W x <u>33</u> "H x <u>25</u> "D
Microwave	<u>n/a</u> "W x ___"H x ___"D
Hood Fan	<u>30</u> "W x <u>8</u> "H x <u>22</u> "D
Wall Oven	<u>n/a</u> "W x ___"H x ___"D




Name:

Phone:

Email:

Address:



1 The Shape

2 Measurements

3 Obstructions

4 Appliances

5 Check It!

Appliance Dimensions	
Stove	____ "W x ____ "H x ____ "D
Fridge	____ "W x ____ "H x ____ "D
Dishwasher	____ "W x ____ "H x ____ "D
Microwave	____ "W x ____ "H x ____ "D
Hood Fan	____ "W x ____ "H x ____ "D
Wall Oven	____ "W x ____ "H x ____ "D